



EVIDENCE
FOR LEARNING



Parent / Carer Guide to access Activities on Evidence for Learning

We hope you find this guide useful. If you have any more questions please contact your child's class teacher, the reception team or George Turner

Here are the steps for Parents/Carers to access the Activities that have been shared:

1. The parent/carer logs into their Parent Account and Selects **Activities** Channel from the menu.

See below...



Welcome

Welcome to the secure online parent portal for Greenmount School.

Please see below information/resources pulled together by the Council for Disabled Children for parents/carers of Children Young People (CYP) with Special Education Needs and Disability (SEND) in relation to the Coronavirus:

National Autistic Society – guidance and helpline for parents', young people and staff:

[https://www.autism.org.uk/services/nas-schools/vanguard/news/2020/march/coronavirus-\(covid-19\)-advice.aspx](https://www.autism.org.uk/services/nas-schools/vanguard/news/2020/march/coronavirus-(covid-19)-advice.aspx)

Mencap - Easy Read guide to Coronavirus: <https://www.mencap.org.uk/sites/default/files/2020-03/Information%20about%20Coronavirus%20ER%20SS2.pdf>

Place2Be – Guide to helping parents answer questions from their children and to support family wellbeing: <https://www.place2be.org.uk/about-us/news-and-blogs/2020/march/coronavirus-information-for-children/>

Young Minds - Talking to your child about Coronavirus and 10 tips from their Parents Helpline to support family wellbeing: <https://youngminds.org.uk/blog/talking-to-your-child-about-coronavirus/>

Carers UK - Guidance for carers: <https://www.carersuk.org/help-and-advice/health/looking-after-your-health/coronavirus-covid-19>

Covibook – an interactive resource designed to support and reassure children aged 7 and under, designed to help children explain and draw the emotions that they might be experiencing during the pandemic: <https://www.mindheart.co/descargables>

Amaze - information pack for parents: <https://amazesussex.org.uk/faqs-about-the-coronavirus-for-parent-carers-of-children-with-send-brighton-hove/>

Greenmount School is closed due to the Coronavirus.

We are targeting our provision at the families of key workers and at families who are vulnerable for social or safeguarding reasons or where they are vulnerable because of the extreme level of demand of their child's presentation.

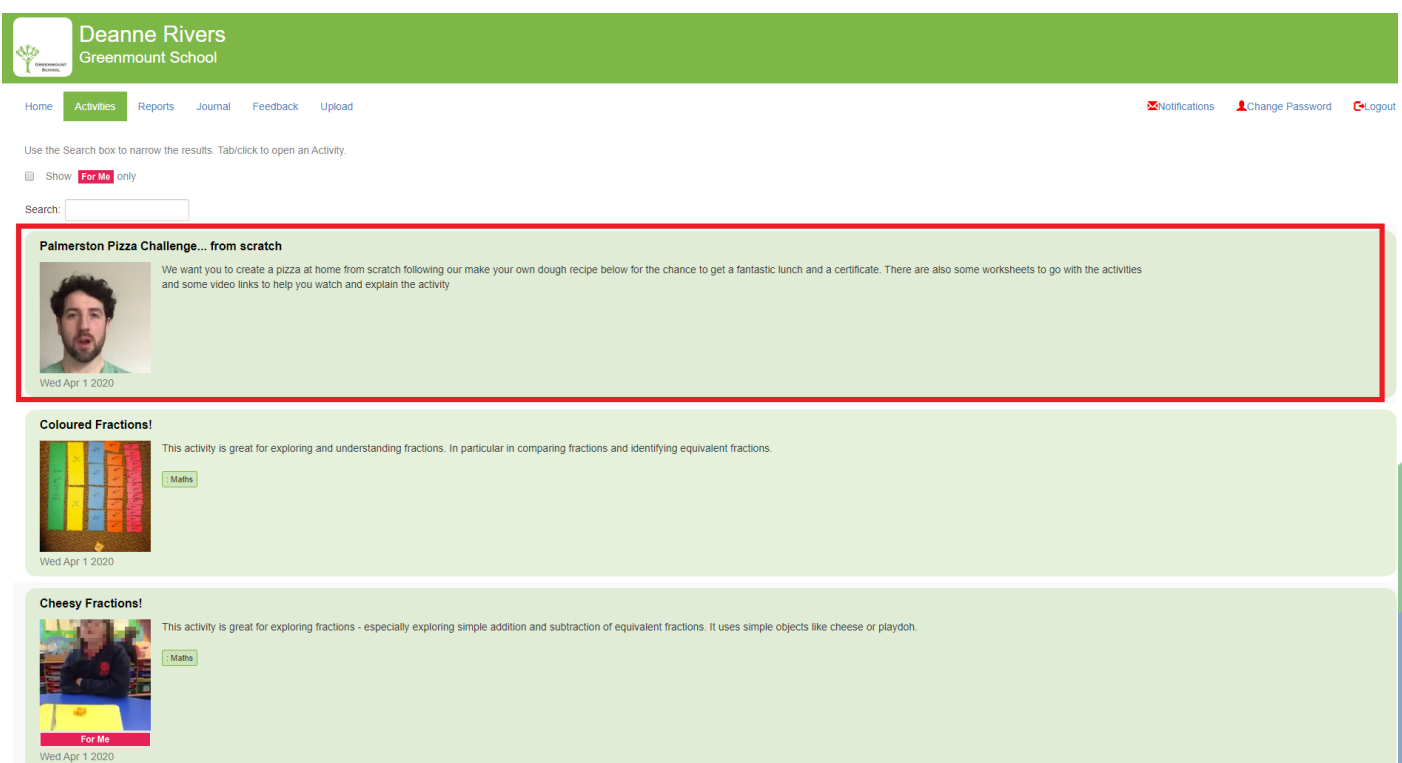
For other pupils and families, we will be coordinating daily home learning options through Evidence for Learning via the Parent Portal.

Please note that our staff are on rotation - see daily schedule on [Greenmount News Intranet](#) and email.

2. Any shared Activities will be listed.

To access any Activity, Parents/Carers Tap/Click the **Activity**.


See below...



3. Once Parent/Carers access the activity, they can Tap/Click to play or view the videos/pictures.

Parent/Carers will be able to also download the videos or pictures.

See below...

**Deanne Rivers**
Greenmount School

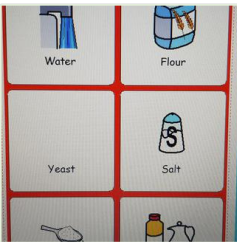

[Home](#) [Activities](#) [Reports](#) [Journal](#) [Feedback](#) [Upload](#)

[Notifications](#) [Change Password](#) [Logout](#)

Palmerston Pizza Challenge... from scratch

We want you to create a pizza at home from scratch following our make your own dough recipe below for the chance to get a fantastic lunch and a certificate. There are also some worksheets to go with the activities and some video links to help you watch and explain the activity

Wed Apr 1 2020



Ingredients needed:

Dough

- sugar (1 teaspoon)
- warm water (1 1/2 cups)
- flour (4 cups)
- dried yeast (2 teaspoons)
- salt (1 teaspoon)
- olive oil (1/4 cup) for brushing

Topping

- tomato puree or pasta sauce (4 tablespoons)
- cheese
- anything else you like as a topping

Instructions:

1. Mix all the ingredients into a large bowl
2. Knead the dough with your hands for 5-10 mins
3. cover the bowl with a cloth or cling film
4. let the dough rise
5. knead the dough again
6. add the tomato paste or pasta sauce
7. add cheese and your toppings
8. place into an oven at 180c for 12-16 mins (until cheese is bubbling)
9. let it cool then enjoy

take a picture to share with school and enjoy

Activity Links

[Making pizza dough](#)
[Making a simple pizza](#)

Activity PDFs

[Ingredients Cut out](#)
[Pizza base](#)
[Writing down your toppings](#)



4. Parents/Carers can also access an Activity link by Tapping/Clicking on the **name of the Activity Link**.

See below...

Ingredients needed:

Dough

- sugar (1 teaspoon)
- warm water (1 1/2 cups)
- flour (4 cups)
- dried yeast (2 teaspoons)
- salt (1 teaspoon)
- olive oil (1/4 cup) for brushing

Topping

- tomato puree or pasta sauce (4 tablespoons)
- cheese
- anything else you like as a topping

Instructions:

- Mix all the ingredients into a large bowl
- Knead the dough with your hands for 5-10 mins
- cover the bowl with a cloth or cling film
- let the dough rise
- knead the dough again
- add the tomato paste or pasta sauce
- add cheese and your toppings
- place into an oven at 180c for 12-16 mins (until cheese is bubbling)
- let it cool then enjoy

take a picture to share with school and enjoy

Activity Links

- Making pizza dough
- Making a simple pizza

Activity PDFs

- Ingredients Cut out
- Pizza base
- Writing down your toppings

GREENMOUNT SCHOOL


Powered by theTeacherCloud and Evidence for Learning.

5. Once, they Tap/Click on a weblink they will be taken to that web page.

See below...

YouTube

Search



Pizza Dough

HOW TO MAKE PIZZA DOUGH - pizza dough made from scratch - video recipe - home made

1,243,657 views • 22 Nov 2013

6.2K 634 SHARE SAVE

SOPHIE HOWARD
"THE AMAZON SELLING QUEEN"
What I've learnt selling over 500 different products on Amazon

Stuck At Home?
blueskyamazon.com/webcast

Up next

How to Make Perfect Pizza Dough With DRY YEAST - For...
vito iacopelli
2.6M views • 1 year ago

Neapolitan pizza: the 6 most common mistakes
Italia Squisita
1.9M views • 4 years ago

How to make French Baguettes at home
John Kirkwood
8.8M views • 3 years ago

3-Minute Vs. 3-Hour Vs. 3-Day Pizza • Tasty
Tasty
3M views • 4 months ago

6. Parents/Carers can open a PDF by Tapping/Clicking on the **name of the PDF**.

See below...

Ingredients needed:

Dough

- sugar (1 teaspoon)
- warm water (1 1/2 cups)
- flour (4 cups)
- dried yeast (2 teaspoons)
- salt (1 teaspoon)
- olive oil (1/4 cup) for brushing

Topping

- tomato puree or pasta sauce (4 tablespoons)
- cheese
- anything else you like as a topping

Instructions:

1. Mix all the ingredients into a large bowl
2. Knead the dough with your hands for 5-10 mins
3. cover the bowl with a cloth or cling film
4. let the dough rise
5. knead the dough again
6. add the tomato paste or pasta sauce
7. add cheese and your toppings
8. place into an oven at 180c for 12-16 mins (until cheese is bubbling)
9. let it cool then enjoy


take a picture to share with school and enjoy

Activity Links

- Making pizza dough
- Making a simple pizza

Activity PDFs

- Ingredients Cut out
- Pizza base
- Writing down your toppings



 GREENMOUNT SCHOOL


Powered by theTeacherCloud and Evidence for Learning.




7. Once, they Tap/Click on the name of a PDF it will open and if they have the option to also download or print the PDF.

See below...

pdf 1 / 1



Here are the steps for Parents/Carers to search for particular Activities:

1. The parent/carer logs into their Parent Account and Selects the **Activities** Channel from the menu.

See below



Welcome

Welcome to the secure online parent portal for Greenmount School.

Please see below information/resources pulled together by the Council for Disabled Children for parents/carers of Children Young People (CYP) with Special Education Needs and Disability (SEND) in relation to the Coronavirus:

National Autistic Society – guidance and helpline for parents', young people and staff:

[https://www.autism.org.uk/services/nas-schools/vanguard/news/2020/march/coronavirus-\(covid-19\)-advice.aspx](https://www.autism.org.uk/services/nas-schools/vanguard/news/2020/march/coronavirus-(covid-19)-advice.aspx)

Mencap - Easy Read guide to Coronavirus: <https://www.mencap.org.uk/sites/default/files/2020-03/Information%20about%20Coronavirus%20ER%20SS2.pdf>

Place2Be – Guide to helping parents answer questions from their children and to support family wellbeing: <https://www.place2be.org.uk/about-us/news-and-blogs/2020/march/coronavirus-information-for-children/>

Young Minds - Talking to your child about Coronavirus and 10 tips from their Parents Helpline to support family wellbeing: <https://youngminds.org.uk/blog/talking-to-your-child-about-coronavirus/>

Carers UK - Guidance for carers: <https://www.carersuk.org/help-and-advice/health/looking-after-your-health/coronavirus-covid-19>

Covibook – an interactive resource designed to support and reassure children aged 7 and under, designed to help children explain and draw the emotions that they might be experiencing during the pandemic: <https://www.mindheart.co/descargables>

Amaze - information pack for parents: <https://amazesussex.org.uk/faqs-about-the-coronavirus-for-parent-carers-of-children-with-send-brighton-hove/>

Greenmount School is closed due to the Coronavirus.

We are targeting our provision at the families of key workers and at families who are vulnerable for social or safeguarding reasons or where they are vulnerable because of the extreme level of demand of their child's presentation.

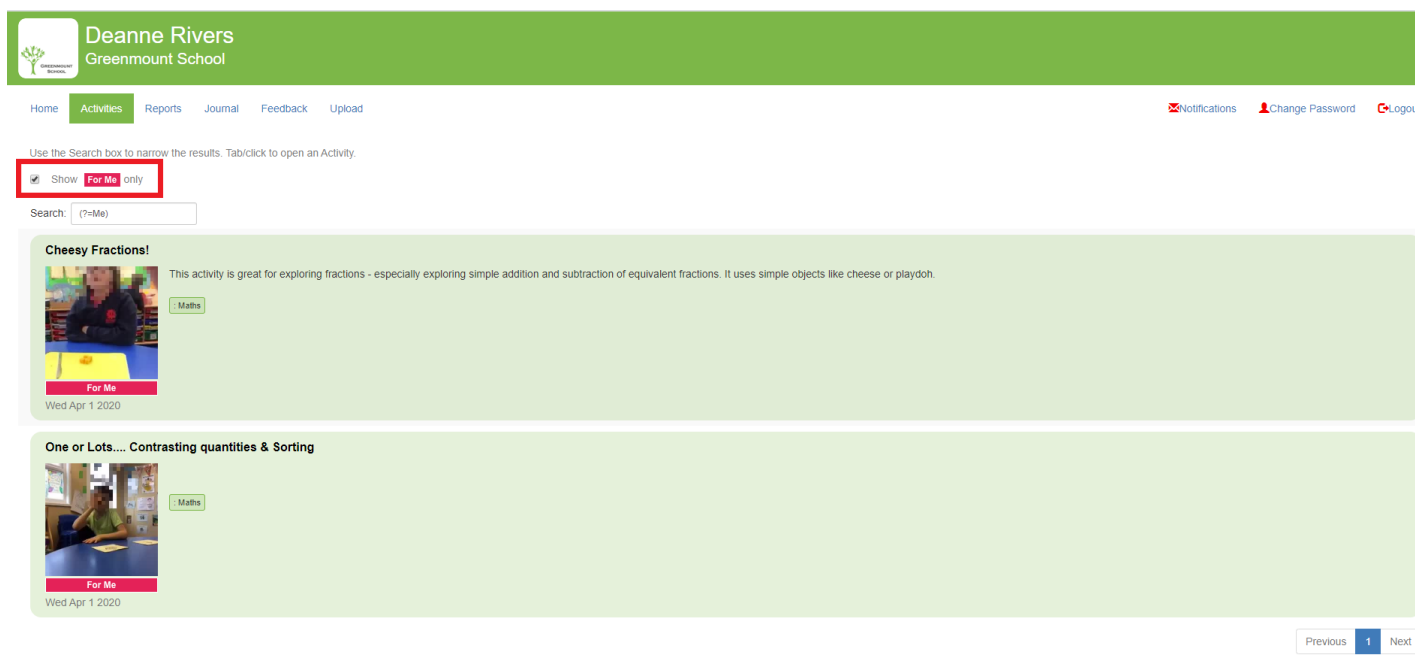
For other pupils and families, we will be coordinating daily home learning options through Evidence for Learning via the Parent Portal.

Please note that our staff are on rotation - see daily schedule on [Greenmount News Intranet](#) and email.

2. Any shared Activities will be listed.

Parents/Carers can choose to only see the Activities that have been specifically shared with their child by **ticking the show for me only box**.


See below...



3. Alternatively, Parents/Carers can enter a key word in the search box to locate Activities.

All Activities that include the key word in the Activity name, description or Tag will be shown.

See below...

**Deanne Rivers**
Greenmount School


[Home](#) [Activities](#) [Reports](#) [Journal](#) [Feedback](#) [Upload](#)

[Notifications](#) [Change Password](#) [Logout](#)

Use the Search box to narrow the results. Tab/click to open an Activity.


☐ Show **For Me** only

Search:

Alphabet Blocks

Wed Apr 1 2020

Linking sounds to letters. Naming and sounding letters of alphabet Building words to match spoken sounds
[CURRICULUM: Literacy - Reading](#)

[Previous](#) [1](#) [Next](#)

 GREENMOUNT SCHOOL

Powered by [theTeacherCloud](#) and [Evidence for Learning](#).